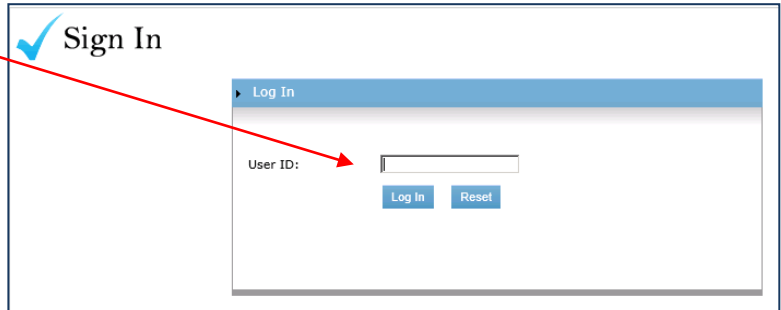


CHANGING YOUR ONLINE BANKING *PASSWORD* STEP-BY-STEP GUIDE

STEP 1: LOGIN TO ONLINE BANKING



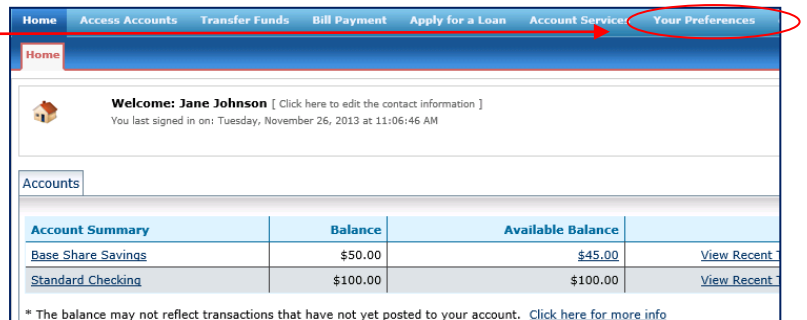
Sign In

Log In

User ID:

Log In Reset

STEP 2: SELECT "YOUR PREFERENCES"



Home Access Accounts Transfer Funds Bill Payment Apply for a Loan Account Service **Your Preferences**

Home

Welcome: Jane Johnson [Click here to edit the contact information]
You last signed in on: Tuesday, November 26, 2013 at 11:06:46 AM

Accounts

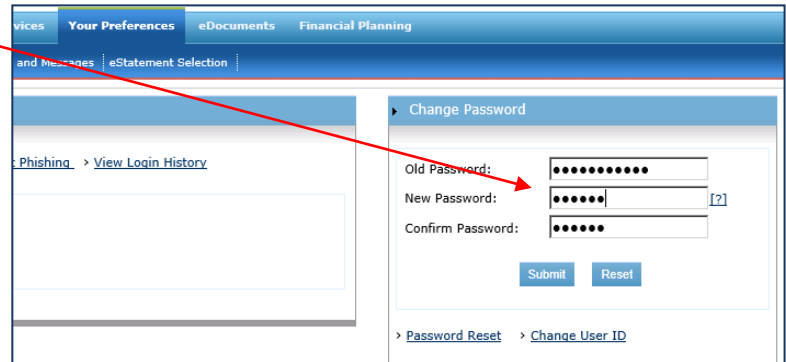
Account Summary	Balance	Available Balance	
Base Share Savings	\$50.00	\$45.00	View Recent
Standard Checking	\$100.00	\$100.00	View Recent

* The balance may not reflect transactions that have not yet posted to your account. [Click here for more info](#)

STEP 3: CREATE YOUR NEW *PASSWORD*

Your *Password* must contain at least 8 characters, including 3 of the following:

- Uppercase Letters
- Lowercase Letters
- Numbers
- Special Characters: ! # \$ * ? @ . - _ ' ;



Home Your Preferences eDocuments Financial Planning

and Messages eStatement Selection

Change Password

Old Password:

New Password: [?]

Confirm Password:

Submit Reset

[Password Reset](#) [Change User ID](#)